


Generation 2 accessories

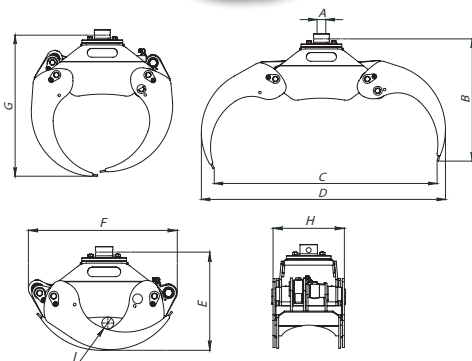
GRAPPLE ASSORTMENT

Grapple

0,22 m²



0,12 m²



Measure	0,12 m ²	0,16 m ²	0,20 m ²	0,22 m ²
A	Diam. 50 mm	Diam. 50 mm	Diam. 50/60 mm	Diam. 60 mm
B	614 mm	700 mm	730 mm	770 mm
C	868 mm	1040 mm	1260 mm	1305 mm
D	1010 mm	1210 mm	1380 mm	1445 mm
E	425 mm	500 mm	505 mm	515 mm
F	580 mm	720 mm	770 mm	785 mm
G	647 mm	730 mm	800 mm	830 mm
H	280 mm	275 mm	368 mm	368 mm
I	Diam. 60 mm	Diam. 75 mm	Diam. 60 mm	Diam. 60 mm

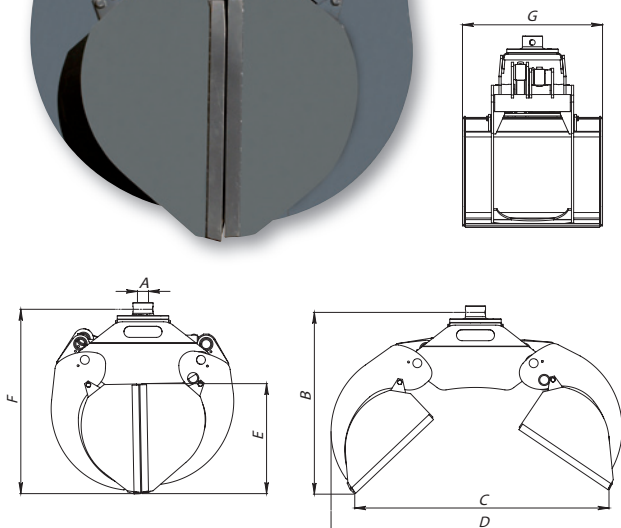
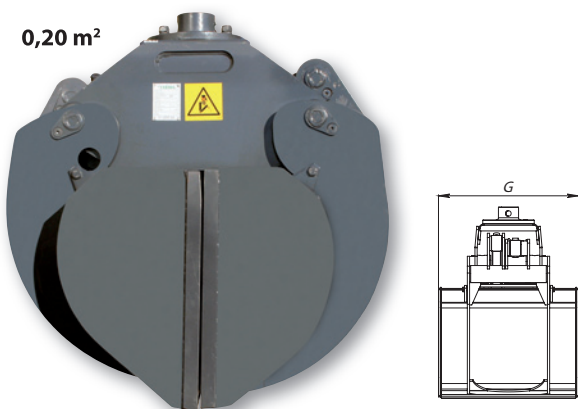
Technical data	0,12 m ²	0,16 m ²	0,20 m ²	0,22 m ²
Weight	53 kg	70 kg	115 kg	110 kg
Size, rotator mount	50	50	<u>50/60*</u>	<u>50/60*</u>
Working pressure	17.5 Mpa	17.5 Mpa	17.5 Mpa	21 Mpa
Gripping force arms tip-tip	6,3 kN	7,0 kN	8,25 kN	9,2 kN
Max. load	1000 kg	1000 kg	1500 kg	2000 kg

* This model is supplied with a replaceable rotator mount. Specify the desired mount when ordering. The underlined figure is the standard option.

Insert buckets

Insert buckets for the use together with Generation 2 grapples.

0,20 m²



Measure	0,12 m ²	0,16 m ²	0,20 m ²
A	Diam. 50 mm	Diam. 50 mm	Diam. 50/60 mm
B	645 mm	730 mm	800 mm
C	880 mm	1025 mm	1230 mm
D	1010 mm	1210 mm	1380 mm
E	390 mm	435 mm	505 mm
F	670 mm	755 mm	830 mm
G	525 mm	525 mm	625 mm

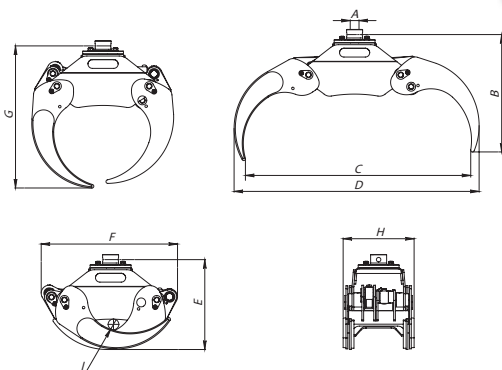
Technical data	0,12 m ²	0,16 m ²	0,20 m ²
Weight	36 kg	40 kg	55 kg
Working pressure	17.5 Mpa	17.5 Mpa	17.5 Mpa
Gripping force arms tip-tip	6,3 kN	6,8 kN	8,2 kN
Volume	58 l	80 l	110 l
Max. load	500 kg	500 kg	750 kg

GRAPPLE ASSORTMENT

Energy brush grapple



0,20 m²



Measure	0,12 m ²	0,16 m ²	0,20 m ²
A	50 mm	Diam. 50 mm	Diam. 50/60 mm
B	590 mm	670 mm	710 mm
C	890 mm	1060 mm	1270 mm
D	1010 mm	1210 mm	1380 mm
E	430 mm	500 mm	505 mm
F	580 mm	725 mm	770 mm
G	647 mm	735 mm	800 mm
H	290 mm	300 mm	400 mm
I	Diam. 60 mm	Diam. 75 mm	Diam. 60 mm

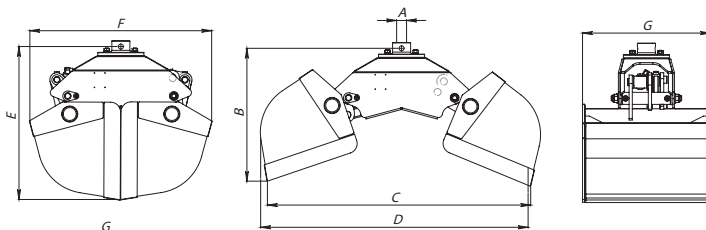
Technical data	0,12 m ²	0,16 m ²	0,20 m ²
Weight	56 kg	86 kg	128 kg
Size, rotator mount	50	50	<u>50/60*</u>
Working pressure	17.5 Mpa	17.5 Mpa	17.5 Mpa
Gripping force arms tip-tip	6,3 kN	7,0 kN	8,25 kN
Max. load	1000 kg	1000 kg	1500 kg

* This model is supplied with a replaceable rotator mount. Specify the desired mount when ordering. The underlined figure is the standard option.

Grapple bucket



160 l



Measure	160 l	200 l
A	Diam. 50/60 mm	Diam. 50/60 mm
B	705 mm	705 mm
C	1330 mm	1330 mm
D	1420 mm	1420 mm
E	785 mm	785 mm
F	925 mm	925 mm
G	555 mm	685 mm

Technical data	160 l	200 l
Weight	157 kg	177 kg
Size, rotator mount	50	<u>50/60*</u>
Working pressure	17.5 Mpa	17.5 Mpa
Gripping force arms tip-tip	8,2 kN	8,2 kN
Max. load	160 l	200 l
Max. last	1000 kg	1000 kg

* This model is supplied with a replaceable rotator mount. Specify the desired mount when ordering. The underlined figure is the standard option.

The grapple bucket is available in a version for professional use.